

LETTER

Open Access



A highly smart MEMS acetone gas sensors in array for diet-monitoring applications

Jae Eun Lee^{1,2}, Chan Kyu Lim³, Hyunjoon Song³, Sung-Yool Choi² and Dae-Sik Lee^{1*} 

Abstract

In the present work, gas sensor arrays consisted of four different sensing materials based on CuO and their depositions on the MEMS microheaters were designed, fabricated and characterized. The sensor array is consisted with CuO, CuO with Pt NPs, ZnO–CuO and ZnO–CuO with Au NPs and their gas sensing properties are characterized for detection of exhaled breath-related VOCs. Through MEMS microheaters, power consumption is considered for application to healthcare devices which requires ultrasensitive acetone gas sensitivity. Also, using the principal component analysis, it enables to discriminate acetone gas, a biomarker for fat burning during diet, with other VOCs gases. The device would be applicable for on-site diet monitoring in the field of mobile healthcare.

Keywords: Acetone, MEMS heater, CuO-based sensor array, Pattern recognition, Diet monitoring, PCA

Introduction

Volatile organic compounds (VOCs) include both man-made and naturally occurring organic chemicals which easily evaporate or sublime from the liquid or solid because of its low boiling point [1]. Recently, VOCs in exhaled breath is also active research field of gas sensors. Exhaled breath contains more than 900 VOCs that are the products of metabolism and these gases such as acetone, NO₂, NH₃, and H₂S have been acknowledged as key biomarker gases to diagnose various diseases including diabetes, asthma, lung cancer etc. [2–4]. For example, acetone has been studied as a biomarker because of its correlation with fat-burning through ketone body metabolism [5–7]; in the evaluation for type-1 diabetes, its concentration increases from 300 to 900 ppb for healthy people and exceeds 1800 ppb for diabetic patients [5, 7, 8]. Therefore, its examination can potentially become a new standard for diet monitoring. Metal oxide materials, which is commonly used sensing materials for VOCs gas sensor, have advantages of high sensitivity, fast response/

recovery time and low cost [9]. However, they have critical drawback of poor selectivity which means they also showed good response to other gases as well as target gas. Also, the concentration of VOCs in exhaled breath is very low as ppb level, it is required to develop ultrasensitive gas sensors to detect the VOCs in exhaled breath. In this paper, we fabricated gas sensors using the synthesized different copper oxide (CuO) based nanomaterials [10, 11] and enhanced the gas sensitivity and selectivity. For the operation of CuO based gas sensors, it is required to be heated to temperatures in the range of 150–300 °C. In this point of view, microheaters have been studied and integrated in the sensor fabrication process since micro-sized devices are preferred for lower power consumption [12, 13]. Using complementary metal oxide semiconductor (CMOS) compatible MEMS processing is advantageous for developing the complete sensor platform on a single chip [14].

Principal component analysis (PCA) is a very useful classification technique widely used in the gas-sensing area [15]. The metal oxide semiconductor gas sensors, have an advantage of broad-spectrum responses in themselves. This can meet a strong demand that the products composed of many components may be identified using the sensor array. The PCA method was applied for

*Correspondence: dslee@etri.re.kr

¹ Diagnostic & Therapeutic Systems Research Section, Welfare & Medical ICT Research Department, Electronics and Telecommunications Research Institute (ETRI), Daejeon 34129, Republic of Korea
Full list of author information is available at the end of the article

analyzing distribution of high-dimensional sensing data, in which it is possible to examine the characteristics by a dimension reduction through projection onto the chosen principal components. PCA seeks a projection that represents the data effectively in a least-squares sense, in which PCA projects d-dimension data onto a lower-dimension subspace in a way that is optimal in a sum-squared error sense [16].

Design

Fabrication of sensor arrays on printed circuit board

MEMS microheater was designed and fabricated at ETRI foundry Fab using the CMOS and MEMS fabrication protocols. Four MEMS microheater substrates were bound to the printed circuit board (PCB) through Au wire bonding. To deposit the sensing materials on MEMS microheater substrate, powder phase sample was mixed

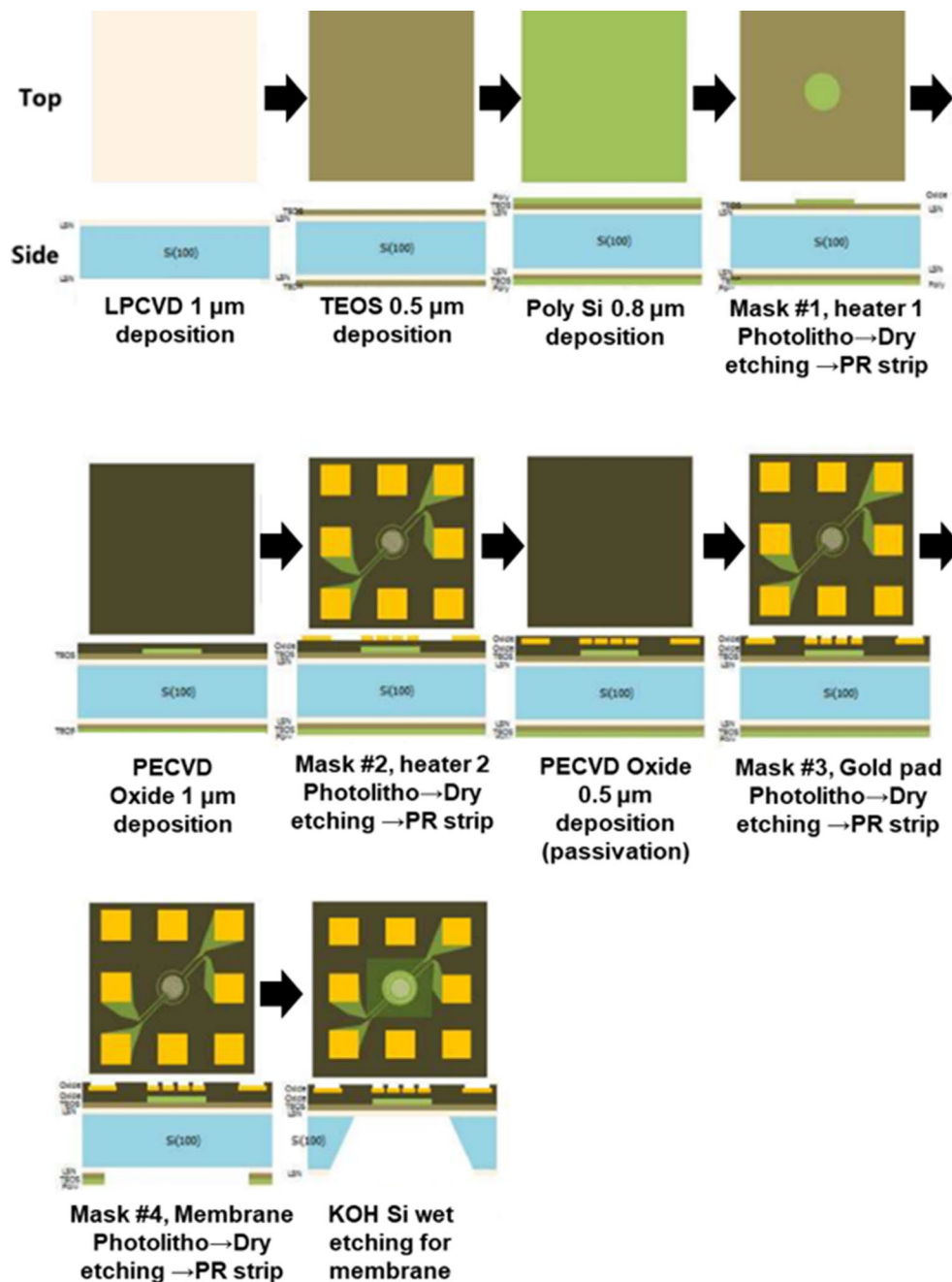
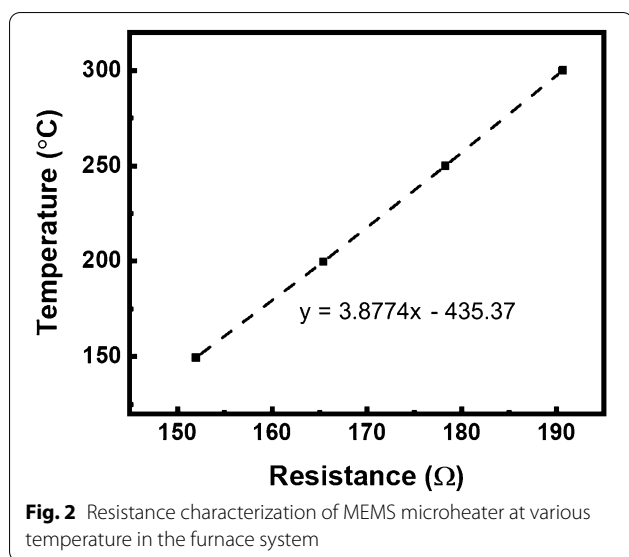


Fig. 1 Schematic process of MEMS microheater fabrication



with the binder and deposited at a specific location using the glass fiber through the optical microscope. HKUST-1 based CuO, HKUST-1 based CuO with Pt NPs, ZnO–CuO hollow nanocubes and ZnO–CuO hollow nanocubes with Au NPs were used as sensing materials and they deposited to the substrate.


Measurements of gas-sensing properties

Sensing properties were observed using a data-acquisition system (DAQ), having Agilent 34,970 A and the BenchLink Data Logger program, and the sensor arrays were put within a chamber. The balance gas was mixed with dry air and wet air (total 1000 cc/min), and analyte gas was obtained from RIGAS Co., Korea at 10–100 ppm. Mass-flow controllers were used to blend analyte gas with a balance to get the concentrations (100 ppb to 10 ppm). The gas response was observed by making the gases to flow to the test chamber. And then, the balance gas was flowed to the test chamber to recovery.

Results and discussion

Figure 1 shows a schematic illustration of the fabrication of micro-hotplate heater. DC voltage was applied to microheater through the power supply and resistance was calculated through Ohm's law. Heater resistance according to certain temperature was characterized in the tube furnace to estimate the temperature of MEMS gas sensors and Fig. 2 shows the resistance characterization of MEMS microheater at various temperature in the furnace system. As shown in Fig. 3, sensing materials were deposited on interdigitated electrodes and four different sensing materials, HKUST-1 based CuO, HKUST-1 based CuO with Pt NPs, ZnO–CuO core-hollow nanocubes and ZnO–CuO core-hollow nanocubes with Au NPs, were deposited to MEMS microheater substrate and bound to PCB through Au wire bonding (Fig. 4).

The responses of CuO, CuO with Pt NPs, ZnO–CuO hollow nanocubes and ZnO–CuO hollow nanocubes with Au NPs on MEMS microheater toward acetone, formaldehyde and ethanol are shown in Fig. 4. According to previous data, synthesized CuO based materials also showed good response to formaldehyde and ethanol not only acetone. Since selectivity of VOCs gas sensors with metal oxide materials is one of the drawbacks to improve, we tried to characterize the sensing properties of these three VOCs gases by the fabrication of sensor arrays and distinguish acetone gas from them. First, response of each CuO based materials to acetone, formaldehyde and ethanol at different operating temperature was characterized (Figs. 4 and 5). The operating temperature was calculated through $T = 3.8774r - 435.37$, where r is the resistance of MEMS microheater as calculated in the Fig. 2. The response values were observed at exposure of 1 ppm acetone, formaldehyde and ethanol with dry air condition since acetone concentration within the exhaled breath of the healthy people was assumed to be approximately 1 ppm. Among the VOCs, acetone shows the highest response



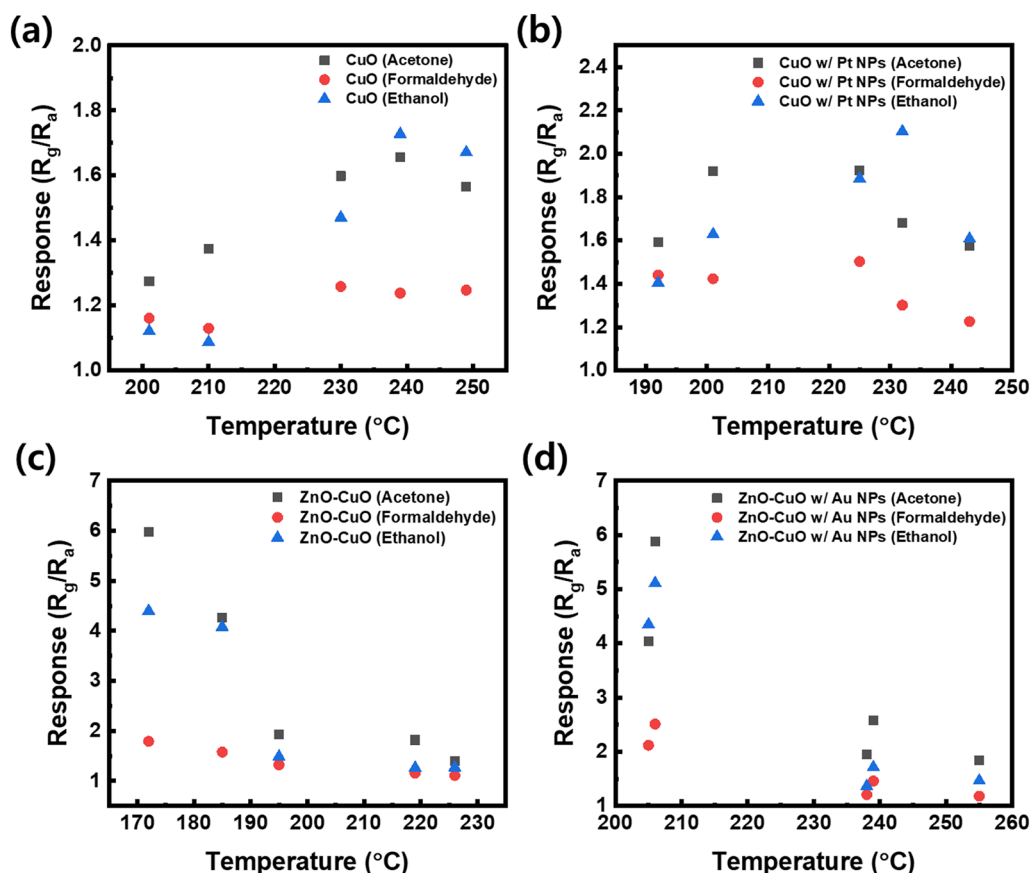


Fig. 4 Response of CuO, CuO with Pt NPs, ZnOCuO hollow nanocubes and ZnO-CuO hollow nanocubes with Au NPs to acetone, formaldehyde and ethanol 1 ppm with different temperatures

value when the temperature is low as 170 °C in the case of ZnO-CuO hollow nanocubes. Also, other sensing materials shows the highest response to acetone in some cases. To optimize the operating temperature, sensor arrays exposed to 1 ppm acetone with different applied voltages and each sensing materials showed the highest sensitivity at different conditions as shown in Fig. 5. HKUST-1 based CuO and its noble metal doping materials showed the highest response to acetone when the applied voltage was 2.9 V (equivalent to about 280 °C) while the optimized applied voltage was under 2.4 V (equivalent to about 190 °C) in case of ZnO-CuO based materials. The gas response was measured in a wide range of acetone concentrations from 0 to 1500 ppb and linearity of responses to analyte concentration was observed (Fig. 6). The response can be measured up to 40 ppb, and the limit of detection is estimated as 9 ppb. Although the response of acetone gas was

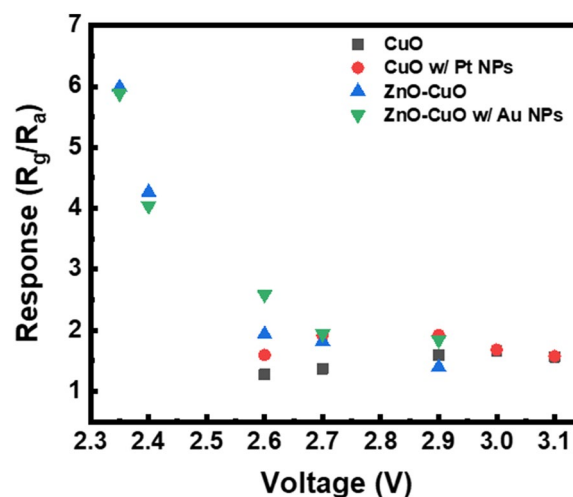
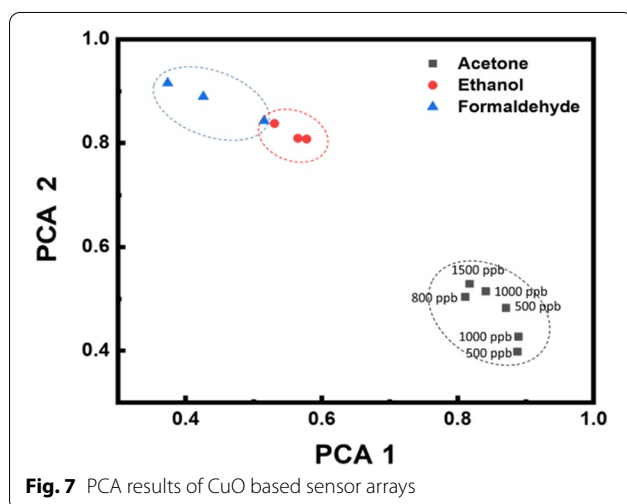
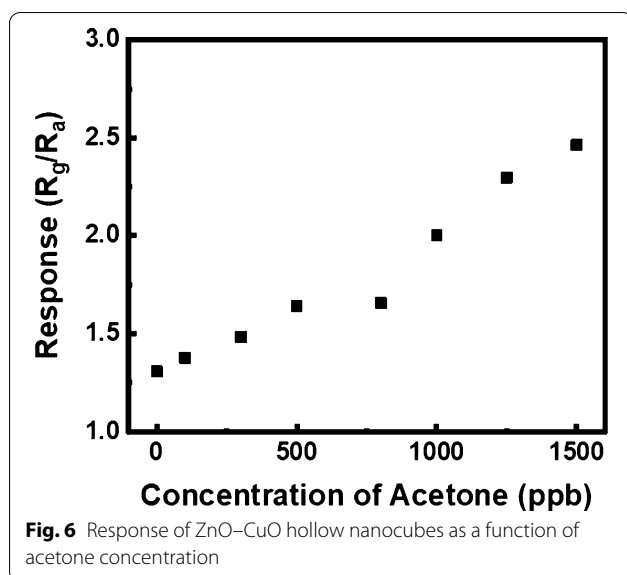


Fig. 5 Response of MEMS sensor arrays for acetone 1 ppm as a function of applied voltage



highest among other VOCs gases and optimized conditions for detecting acetone gas was characterized, it is difficult to distinguish acetone with similar structured gases such as ethanol and formaldehyde through response value. Response is dependent to the analyte concentration so that it cannot be distinct parameter for specific gases. As a result, it is required data processing techniques and PCA analysis was used in this paper to show that acetone gas could be distinguished among other test VOCs gases (Fig. 7).

Conclusions

Sensor arrays consisted of different CuO based sensing materials was designed and fabricated with MEMS microheaters, and sensing properties were characterized.

Among CuO, CuO with Pt NPs, ZnO–CuO and ZnO–CuO with Au NPs, ZnO–CuO showed the best response to acetone, and stable operation of our fabricated sensor was confirmed at the humid conditions such as exhaled breath. Through applying MEMS microheater to sensor arrays, power consumption was reduced to 34–50 mW for each sensor. Also, PCA analysis showed that acetone gas could be distinguished with other test VOCs gases.

Abbreviations

VOCs: Volatile organic compounds; CMOS: Complementary metal oxide semiconductor; MEMS: Micro electronic and mechanical systems; CuO: Copper(II) oxide; ZnO: Zinc oxide; NPs: Nanoparticles; HKUST-1: Copper benzene-1,3,5-tricarboxylate; PCB: Printed circuit board; DAQ: Data-acquisition system; PCA: Principal component analysis.

Acknowledgements

This research was supported by the National Research Foundation of Korea under the research project.

Authors' contributions

JE, CG and DS performed the device fabrication, experiments, analyzed the data and wrote the manuscript. JE carried out device characterization. HJ, SY and DS supervised the research and reviewed the manuscript. All authors read and approved the final manuscript.

Funding

This study was supported by Development of a research project program of Development of a Mobile Diet-monitoring Technology based on multiple biomarkers, the National Research Foundation (NRF) of KOREA (NRF-2017M3A9F1033056, NRF-2021M3H4A4079271).

Availability of data and materials

The datasets supporting the conclusions of this article are included within the article.

Declarations

Competing interests

The authors declare that they have no competing interests.

Author details

¹Diagnostic & Therapeutic Systems Research Section, Welfare & Medical ICT Research Department, Electronics and Telecommunications Research Institute (ETRI), Daejeon 34129, Republic of Korea. ²School of Electrical Engineering, Korea Advanced Institute of Science and Technology, 291 Daehak-ro, Yuseong-gu, Daejeon 34141, Republic of Korea. ³School of Chemistry, Korea Advanced Institute of Science and Technology, 291 Daehak-ro, Yuseong-gu, Daejeon 34141, Republic of Korea.

Received: 30 August 2021 Accepted: 26 October 2021

Published online: 30 October 2021

References

- Wang H, Nie L, Li J, Wang Y, Wang G, Wang J et al (2013) Characterization and assessment of volatile organic compounds (VOCs) emission from typical industries. *Chin Sci Bull* 58:724–730
- de Lacy Costello B, Amann A, Al-Kateb H, Flynn C, Filipiak W, Khalid T et al (2014) A review of the volatiles from the healthy human body. *J Breath Res* 8:014001
- Davies SJ, Spanel P, Smith D (2014) Breath analysis of ammonia, volatile organic compounds and deuterated water vapor in chronic kidney disease and during dialysis. *Bioanalysis* 6:843–857

4. Miekisch W, Schubert JK, Noeldge-Schomburg GFE (2004) Diagnostic potential of breath analysis-focus on volatile organic compounds. *Clin Chim Acta* 347:25–39
5. Deng C, Zhang J, Yu X, Zhang W, Zhang X (2004) Determination of acetone in human breath by gas chromatography–mass spectrometry and solid-phase microextraction with on-fiber derivatization. *J Chromatogr B* 810(2):269–275
6. Diskin AM, Španěl P, Smith D (2003) Time variation of ammonia, acetone, isoprene and ethanol in breath: a quantitative SIFT-MS study over 30 days. *Physiol Meas* 24(1):107–119
7. Sulway M, Malins J (1970) Acetone in diabetic ketoacidosis. *Lancet* 296(7676):736–740
8. Cao W, Duan Y (2006) Breath analysis: potential for clinical diagnosis and exposure assessment. *Clin Chem* 52(5):800–811
9. Yamazoe N, Shimano K (2009) New perspectives of gas sensor technology. *Sens Actuators B* 138:100–107
10. Lee JE, Kim DY, Lee H-K, Park HJ, Ma A, Choi S-Y, Lee D-S (2019) Sonochemical synthesis of HKUST-1-based CuO decorated with Pt T nanoparticles for formaldehyde gas-sensor applications. *Sens Actuators B* 292:289–296
11. Lee JE, Lim CK, Park HJ, Song H, Choi S-Y, Lee D-S (2020) ZnO–CuO core-hollow cube nanostructures for highly sensitive acetone gas sensors at the ppb level. *ACS Appl Mater Interfaces* 12:35688–35697
12. Simon I, Bărsan N, Bauer M, Weimar U (2001) Micromachined metal oxide gas sensors: opportunities to improve sensor performance. *Sens Actuators B* 73:1–26
13. Mo Y, Okawa Y, Tajima M, Nakai T, Yoshiike N, Natukawa K (2001) Micro-machined gas sensor array based on metal film micro-heater. *Sens Actuators B* 79:175–181
14. Lu C-C, Liao K-H (2000) Microfabrication and chemoresistive characteristics of SBA-15-templated mesoporous carbon gas sensors with CMOS compatibility. *Sens Actuators B* 143:500–507
15. Lee D-S, Huh J-S, Lee D-D (2003) Classifying combustible gases using micro gas sensor array. *Sens Actuators B* 93:1–6
16. Duda RO, Hart PE, Stork DG (2012) Pattern classification. Wiley, Hoboken

Publisher's Note

Springer Nature remains neutral with regard to jurisdictional claims in published maps and institutional affiliations.

Submit your manuscript to a SpringerOpen[®] journal and benefit from:

- Convenient online submission
- Rigorous peer review
- Open access: articles freely available online
- High visibility within the field
- Retaining the copyright to your article

Submit your next manuscript at ► [springeropen.com](https://www.springeropen.com)